

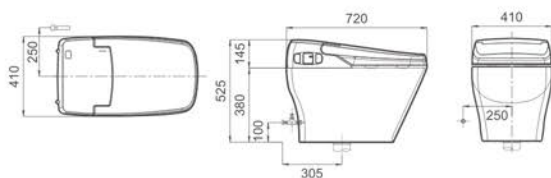
Luxurious Series

First class design with exquisite craft, material and spirit shine with vivid light, in our pursuit of quality of life.



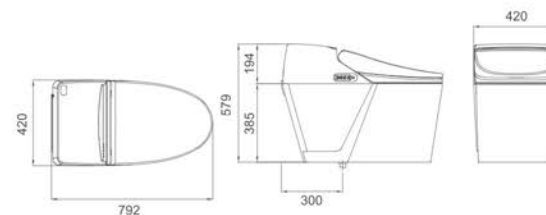
808

Size :720*410*525(mm) Roughing-in: 300/400(mm)
 Rated voltage:220V-230V Rated frequency: 50Hz
 Heating system:Instant heating Flushing Method:Siphon Flushing



800

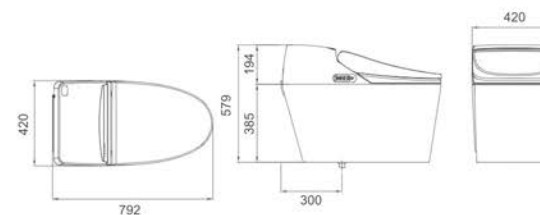
Size :792*420*579(mm) Roughing-in: 300/400(mm)
 Rated voltage:220V-230V Rated frequency: 50Hz
 Heating system:Heat storage Flushing Method:Siphon Jet Flushing



Imported from South Korea, manufactured by the same factory with the world top brand of sanitary ware. Add a little soft curves into the simple and neat linear design, reflecting the modern minimalist aesthetic, the overall feeling of clean and bright crsatea warm&cozy home for you.

800

Size :792*420*579(mm) Roughing-in: 300/400(mm)
 Rated voltage:220V-230V Rated frequency: 50Hz
 Heating system:Heat storage Flushing Method:Siphon Jet Flushing

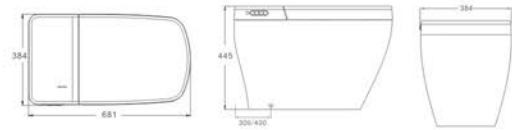


INTELLIGENT TOILET

501

Size :681*384*445(mm) Roughing-in: 300/400(mm)
 Rated voltage:220V-230V Rated frequency: 50Hz
 Heating system: Small tank Flushing Method:Siphon Jet Flushing

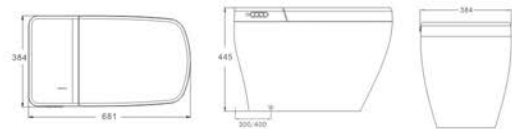
- | | | | | | | |
|---------------------|-------------------------|------------------------|--------------------------------|---------------|------------------------------|------------|
| | | | | | | |
| Deep enema wash | Front cleaning | Bubble cleaning | Massage cleaning | Dryer | Adjustable water temperature | Warm seat |
| | | | | | | |
| Self-cleaning spray | Infrared remote control | Damper buffer function | Intelligent water conservation | Soft lighting | Intelligent power saving | Auto flush |



501S

Size :681*384*445(mm) Roughing-in: 300/400(mm)
 Rated voltage:220V-230V Rated frequency: 50Hz
 Heating system: Small tank Flushing Method:Siphon Jet Flushing

- | | | | | | | |
|---------------------|-------------------------|------------------------|--------------------------------|---------------|------------------------------|------------|
| | | | | | | |
| Deep enema wash | Front cleaning | Bubble cleaning | Massage cleaning | Dryer | Adjustable water temperature | Warm seat |
| | | | | | | |
| Self-cleaning spray | Infrared remote control | Damper buffer function | Intelligent water conservation | Soft lighting | Intelligent power saving | Auto flush |



Mature skills, warm color, delicate mosaic, from inside to outside revealed the quality of atmosphere, a corner in the whole space of the instant in the talent showing itself, become a bright spot.



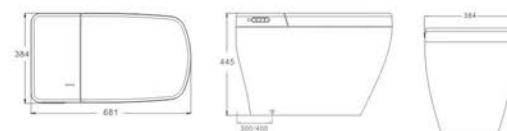


INTELLIGENT TOILET 智能座便器

501

Size :681*384*445(mm) Roughing-in: 300/400(mm)
 Rated voltage:220V-230V Rated frequency: 50Hz
 Heating system: Small tank Flushing Method:Siphon Jet Flushing

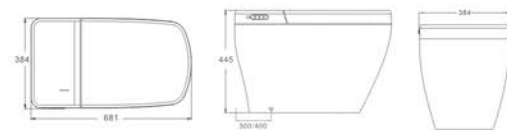
- | | | | | | | |
|--|--|--|--|--|--|--|
| | | | | | | |
| | | | | | | |



501B

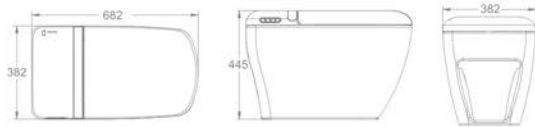
Size :681*384*445(mm) Roughing-in: 300/400(mm)
 Rated voltage:220V-230V Rated frequency: 50Hz
 Heating system: Small tank Flushing Method:Siphon Jet Flushing

- | | | | | | | |
|--|--|--|--|--|--|--|
| | | | | | | |
| | | | | | | |



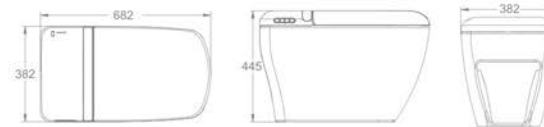
818B

Size :682*382*445(mm) Roughing-in: 300/400(mm)
 Rated voltage:220V-230V Rated frequency: 50Hz
 Heating system: Small tank Flushing Method:Siphon Jet Flushing



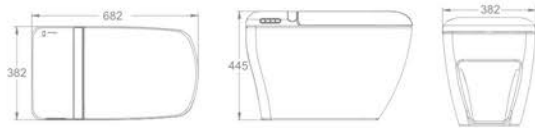
818GA

Size :682*382*445(mm) Roughing-in: 300/400(mm)
 Rated voltage:220V-230V Rated frequency: 50Hz
 Heating system: Small tank Flushing Method:Siphon Jet Flushing



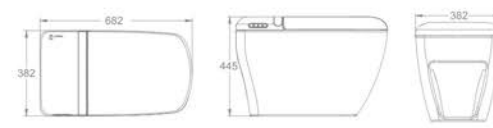
818BA

Size :682*382*445(mm) Roughing-in: 300/400(mm)
 Rated voltage:220V-230V Rated frequency: 50Hz
 Heating system: Small tank Flushing Method:Siphon Jet Flushing



818SA

Size :682*382*445(mm) Roughing-in: 300/400(mm)
 Rated voltage:220V-230V Rated frequency: 50Hz
 Heating system: Small tank Flushing Method:Siphon Jet Flushing

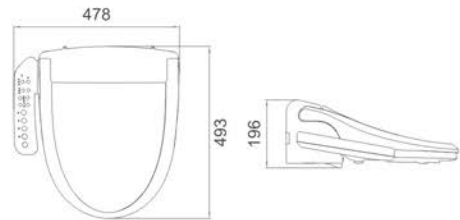


INTELLIGENT TOILET

3200

Size :493*478*196(mm) Rated power :650W
 Rated voltage:220V-230V Rated frequency: 50Hz
 Water pressure : 0.1-0.75Mpa Waterproof Rating: IPX4

- Deep enema wash
- Front cleaning
- Self-cleaning spray
- Massage cleaning
- Dryer
- Adjustable water temperature
- Infrared remote control
- Damper buffer function
- Intelligent water conservation
- Warm seat
- Intelligent power saving
- Soft lighting

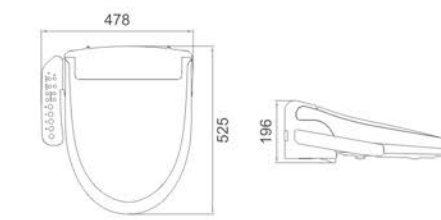


INTELLIGENT TOILET

2500

Size :525*478*196(mm) Rated power :650W
 Rated voltage:220V-230V Rated frequency: 50Hz
 Water pressure : 0.1-0.75Mpa Waterproof Rating: IPX4

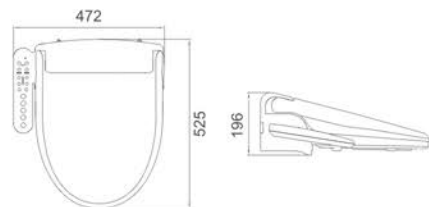
- Deep enema wash
- Front cleaning
- Self-cleaning spray
- Massage cleaning
- Dryer
- Adjustable water temperature
- Infrared remote control
- Damper buffer function
- Intelligent water conservation
- Warm seat
- Intelligent power saving
- Soft lighting



1500

Size :525*472*196(mm) Rated power :650W
 Rated voltage:220V-230V Rated frequency: 50Hz
 Water pressure : 0.1-0.75Mpa Waterproof Rating: IPX4

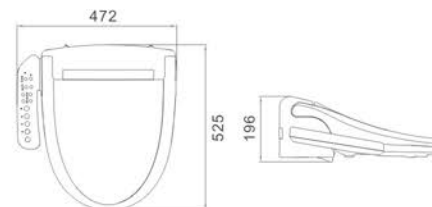
- Deep enema wash
- Front cleaning
- Self-cleaning spray
- Massage cleaning
- Dryer
- Adjustable water temperature
- Infrared remote control
- Damper buffer function
- Intelligent water conservation
- Warm seat
- Intelligent power saving
- Soft lighting



3300

Size :525*472*196(mm) Rated power :650W
 Rated voltage:220V-230V Rated frequency: 50Hz
 Water pressure : 0.1-0.75Mpa Waterproof Rating: IPX4

- Deep enema wash
- Front cleaning
- Self-cleaning spray
- Massage cleaning
- Dryer
- Adjustable water temperature
- Infrared remote control
- Damper buffer function
- Intelligent water conservation
- Warm seat
- Intelligent power saving
- Soft lighting

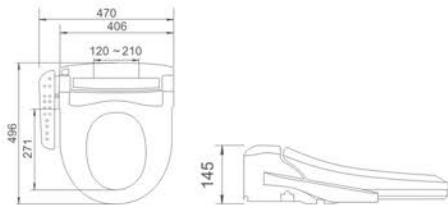


INTELLIGENT TOILET

1600

Size :496*470*145(mm) Rated power :1270W
 Rated voltage:220V-230V Rated frequency: 50Hz
 Water pressure : 0.1-0.7Mpa Waterproof Rating: IPX4

- Deep enema wash
- Front cleaning
- Self-cleaning spray
- Massage cleaning
- Dryer
- Adjustable water temperature
- Infrared remote control
- Damper buffer function
- Intelligent water conservation
- Warm seat
- Intelligent power saving
- Soft lighting

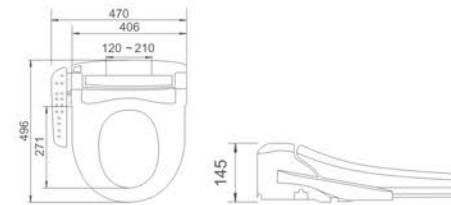


INTELLIGENT TOILET

2300

Size :496*470*145(mm) Rated power :1270W
 Rated voltage:220V-230V Rated frequency: 50Hz
 Water pressure : 0.1-0.7Mpa Waterproof Rating: IPX4

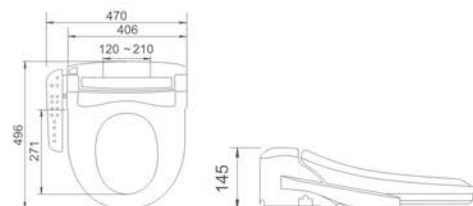
- Deep enema wash
- Front cleaning
- Self-cleaning spray
- Massage cleaning
- Dryer
- Adjustable water temperature
- Infrared remote control
- Damper buffer function
- Intelligent water conservation
- Warm seat
- Intelligent power saving
- Soft lighting



2100

Size :496*470*145(mm) Rated power :1270W
 Rated voltage:220V-230V Rated frequency: 50Hz
 Water pressure : 0.1-0.7Mpa Waterproof Rating: IPX4

- Deep enema wash
- Front cleaning
- Self-cleaning spray
- Massage cleaning
- Dryer
- Adjustable water temperature
- Infrared remote control
- Damper buffer function
- Intelligent water conservation
- Warm seat
- Intelligent power saving
- Soft lighting



Latest fashion from South Korea, unique stainless steel edge design with unique curve, be a strong guard care for your family's health.

PRODUCTION FUNCTION



Function	Model	Product Line					
		818	818A	818GA	818SA	501	501B
Basic function	Rear cleaning	●	●	●	●	●	●
	Front cleaning	●	●	●	●	●	●
	Thermal seat	●	●	●	●	●	●
	Dryer	●	●	●	●	●	●
	Sensor	●	●	●	●	●	●
	Damper buffer function	●	●	●	●	●	●
	Warm Rinse	●	●	●	●	●	●
	Enema wash	●	●	●	●	●	●
Additional function	Deep enema wash	●	●	●	●	●	●
	Infrared remote control	●	●	●	●	●	●
	Adjustable position	●	●	●	●	●	●
	Adjustable water temperature	●	●	●	●	●	●
	Adjustable seat temperature	●	●	●	●	●	●
	Adjustable water pressure	●	●	●	●	●	●
	Adjustable air temperature	●	●	●	●	●	●
	Auto flush	●	●	●	●	●	●
	Manual flush	●	●	●	●	●	●
	Full-automatic						
	Soft lighting	●	●	●	●	●	●
	Bubble cleaning	●	●	●	●	●	●
	Intelligent deodorization	●	●	●	●	●	●
	Plasma sterilization		●	●	●		
	Effective energy saving	●	●	●	●	●	●
	Earth leakage protection	●	●	●	●	●	●
	LED panel	●	●	●	●	●	●
	Auto open lid		●	●	●		
	Anti-bacterial seat	●	●	●	●	●	●
	Self-cleaning spray	●	●	●	●	●	●
spray lance cleaning	●	●	●	●	●	●	

PRODUCTION FUNCTION




Function	Model	Product Line					
		501G	501S	7636	760	762	763
Basic function	Rear cleaning	●	●	●	●	●	●
	Front cleaning	●	●	●	●	●	●
	Thermal seat	●	●	●	●	●	●
	Dryer	●	●	●	●	●	●
	Sensor	●	●	●	●	●	●
	Damper buffer function	●	●	●	●	●	●
	Warm Rinse	●	●	●	●	●	●
	Enema wash	●	●	●	●	●	●
Additional function	Deep enema wash			●	●	●	●
	Infrared remote control	●	●	●	●	●	●
	Adjustable position	●	●	●	●	●	●
	Adjustable water temperature	●	●	●	●	●	●
	Adjustable seat temperature	●	●	●	●	●	●
	Adjustable water pressure	●	●				
	Adjustable air temperature	●	●	●	●	●	●
	Auto flush	●	●	●	●	●	●
	Manual flush	●	●	●	●	●	●
	Full-automatic			●	●	●	●
	Soft lighting	●	●	●	●	●	●
	Bubble cleaning	●	●	●	●	●	●
	Intelligent deodorization	●	●	●	●	●	●
	Plasma sterilization						
	Effective energy saving	●	●	●	●	●	●
	Earth leakage protection	●	●	●	●	●	●
	LED panel	●	●	●	●	●	●
	Auto open lid						
	Anti-bacterial seat	●	●	●	●	●	●
	Self-cleaning spray	●	●	●	●	●	●
spray lance cleaning	●	●	●	●	●	●	

PRODUCTION FUNCTION



Basic function	Rear cleaning	●	●	●	●	●	●	●	●
	Front cleaning	●	●	●	●	●	●	●	●
	Thermal seat	●	●	●	●	●	●	●	●
	Dryer	●	●	●	●	●	●	●	●
	Sensor	●	●	●	●	●	●	●	●
	Damper buffer function	●	●	●	●	●	●	●	●
	Warm Rinse	●	●	●	●	●	●	●	●
	Children cleaning								
Additional function	Enema wash	●	●	●	●	●	●	●	●
	Deep enema wash								
	Infrared remote control								
	Adjustable position	●	●	●	●	●	●	●	●
	Adjustable water temperature	●	●	●	●	●	●	●	●
	Adjustable seat temperature	●	●	●	●	●	●	●	●
	Adjustable water pressure	●	●	●	●	●	●	●	●
	Adjustable air temperature	●	●	●	●	●	●	●	●
	Auto flush								
	Manual flush								
	Full-automatic								
	Soft lighting	●	●	●	●	●	●	●	●
	Bubble cleaning								
	Intelligent deodorization	●	●	●	●	●	●	●	●
	Plasma sterilization	●	●	●	●	●	●	●	●
	Effective energy saving	●	●	●	●	●	●	●	●
	Earth leakage protection	●	●	●	●	●	●	●	●
	LED panel	●	●	●	●	●	●	●	●
	Auto open lid	●	●	●	●	●	●	●	●
	Anti-bacterial seat	●	●	●	●	●	●	●	●
Self-cleaning spray	●	●	●	●	●	●	●	●	
spray lance cleaning	●	●	●	●	●	●	●	●	

PRODUCTION FUNCTION



Basic function	Rear cleaning	●	●	●	●	●	●	●	●
	Front cleaning	●	●	●	●	●	●	●	●
	Thermal seat	●	●	●	●	●	●	●	●
	Dryer	●	●	●	●	●	●	●	●
	Sensor	●	●	●	●	●	●	●	●
	Damper buffer function	●	●	●	●	●	●	●	●
	Warm Rinse	●	●	●	●	●	●	●	●
	Children cleaning				●		●		
Additional function	Enema wash	●	●	●	●	●	●	●	●
	Deep enema wash								
	Infrared remote control				●				
	Adjustable position	●	●	●	●	●	●	●	●
	Adjustable water temperature	●	●	●	●	●	●	●	●
	Adjustable seat temperature	●	●	●	●	●	●	●	●
	Adjustable water pressure	●	●	●	●	●	●	●	●
	Adjustable air temperature	●	●	●	●	●	●	●	●
	Auto flush								
	Manual flush								
	Full-automatic				●				
	Soft lighting	●	●	●	●				
	Bubble cleaning								
	Intelligent deodorization	●	●	●	●	●	●	●	●
	Plasma sterilization	●	●	●	●	●	●	●	●
	Effective energy saving	●	●	●	●	●	●	●	●
	Earth leakage protection	●	●	●	●	●	●	●	●
	LED panel	●	●	●	●	●	●	●	●
	Auto open lid	●	●	●	●	●	●	●	●
	Anti-bacterial seat	●	●	●	●	●	●	●	●
Self-cleaning spray	●	●	●	●	●	●	●	●	
spray lance cleaning	●	●	●	●	●	●	●	●	